



THE JAIN WORLD SCHOOL, MATI WINTER HOLIDAY HOMEWORK (2024-25)

Dear Parents,

VACATIONS ARE WELCOME BREAK!!!!

Break from fixed schedules, rules and regulations of the school. Freedom brings more responsibility, so keeping this in mind, we have planned most of the activities to keep the children engaged and also help them in channelizing their energy. Kindly help and guide them in completing their work and also exploring their creative self.

Submit the given home work in a folder with clearly mentioned name class and section. Kindly take the black and white print out of the worksheets. It would be wonderful if the children themselves decorate the folder with their tiny hands.

HOW CAN I BECOME INDEPENDENT

Make your child more independent by teaching him or her various activities like:-

- Make winter themed crafts, such as snow globes, snowman or winter hats.
- Fly a kites
- Write a family letters(paste a family picture with your hand impression)
- Make soup
- Build your own pizza of favourite vegetables
- Paper made snowmen



“Wishing you a happy holiday season and a peaceful new year”

➤ ENGLISH

- Learn the story the thirsty crow
- Learn the rhyming
- Baa baa black sheep
- Old Mac Donald had a farm
- Twinkle twinkle little star
- Do the work as set in copy

➤ हिंदी

- जानवरों के नाम याद करो।
- कविताएँ याद करो
- मेरी मम्मी
- प्यारा गोलू
- रंगों के नाम याद करो।
- Busy bees pre set hindi- 2- Do pg no.49-59.

➤ MATHS

- Learn the oral counting from 1-80
- Do the work as set in copy
- Do the worksheet

➤ E.V.S

- Learn any 5 transports names (air, water, land)
- Learn any 5 colours names
- Learn any 5 fruits and vegetables names
- Learn any 5 animal names (wild, domestic, water)
- Do the worksheets

➤ Art and craft- make a origami cootie catcher



Materials required:


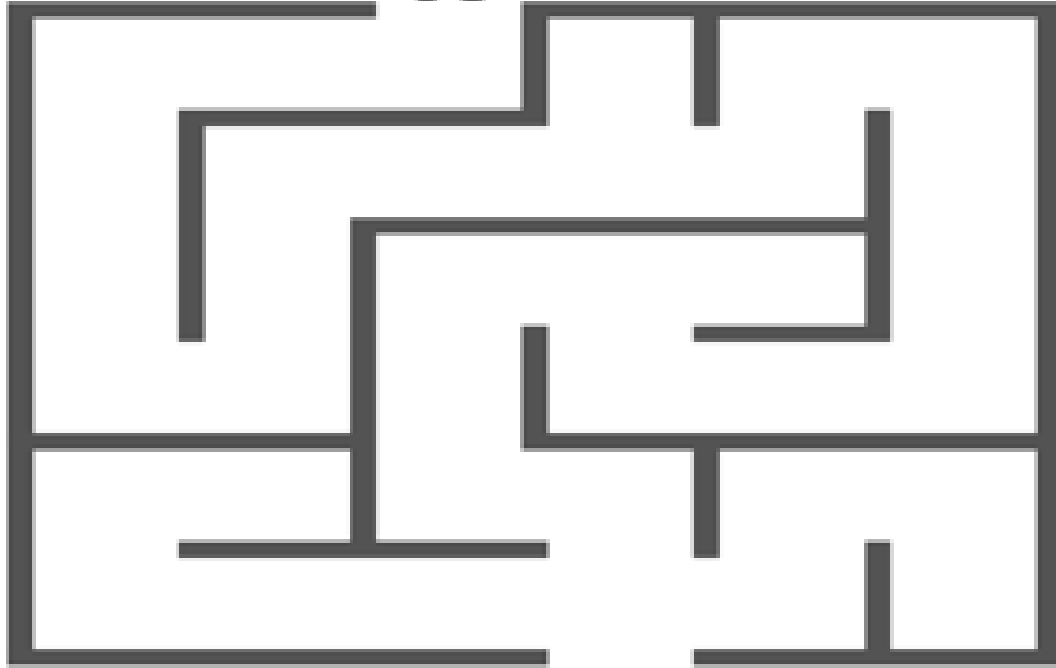
- Origami sheet
- Googly eyes
- Sketch pens
- Fevicol

Link: <https://youtu.be/mTStyGDt-lQ?si=1-K2qFdrivgsfAT0>

This holiday homework is designed to be fun learning and engaging while reinforcing learning concepts. Please support your child in completing these activities.

Let's have fun in the snow.

Help the construction worker reach the construction site.



What comes between? (1-30)

14	—	16
----	---	----

11	—	13
----	---	----

10	—	12
----	---	----

22	—	24
----	---	----

16	—	18
----	---	----

28	—	30
----	---	----

19	—	21
----	---	----

9	—	11
---	---	----

7	—	9
---	---	---

18	—	20
----	---	----

20	—	22
----	---	----

26	—	28
----	---	----

17	—	19
----	---	----

21	—	23
----	---	----

Number up to 30
Which number comes after ?

21 ___

16 ___

12 ___

23 ___

25 ___

29 ___

27 ___

13 ___

15 ___

14 ___

17 ___

24 ___

19 ___

26 ___

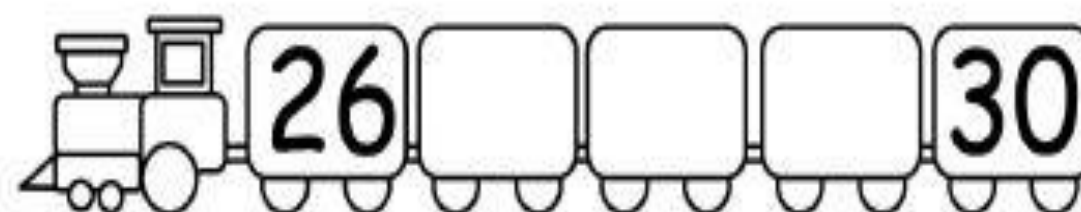
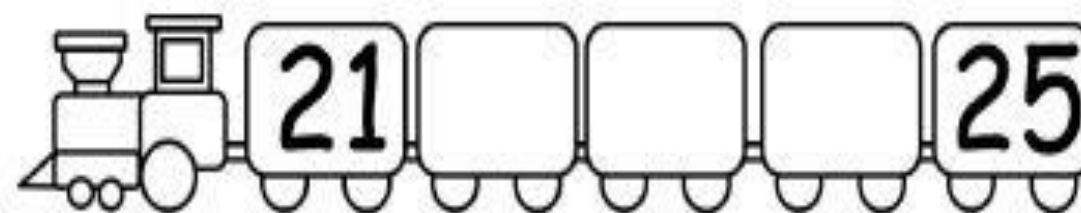


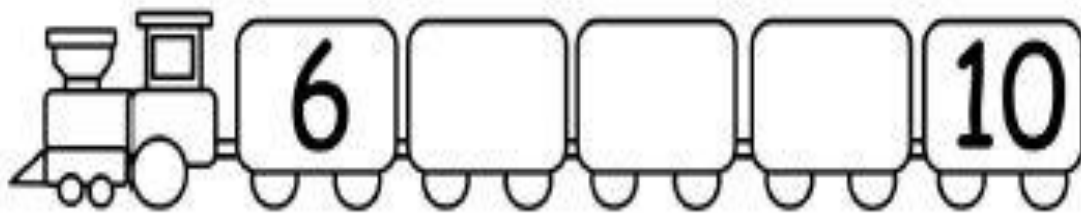

18 ___

10 ___

22 ___

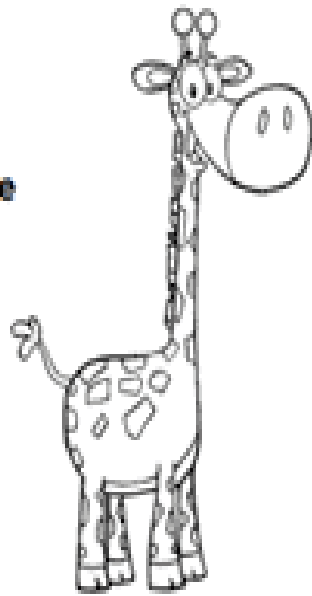
28 ___

Write the missing numbers in each row.




DIRECTIONS: Color the wild animals.

giraffe




elephant




zebra



lion



yak



gorilla



Instructions – colour the transports pictures.

